

MIXART



DECORATIVE PLASTER

for Interior and Facade Works

SILK PLASTER is an international company and a global leader in decorative plaster manufacturing. The company was founded in 1997 and currently possess two largest decorative plaster plants in the world, located in Russia and Europe.

ADVANCE MANUFACTURING TECHNOLOGY

Modern automated production lines are specifically designed by SILK PLASTER engineers with support of leading European and local equipment manufacturers.

PATENTED TECHNOLOGIES

SILK PLASTER uses its own unique patented manufacturing process.

SILK PLASTER RESEARCH AND DEVELOPMENT CENTRE

The company has its own Research and Development Centre responsible for quality control, design of new material and ongoing product improvements.

PROFESSIONALS IN WHAT WE DO

SILK PLASTER team consists of high-qualified specialists, who regularly upgrade their skills while always aiming at produce best-quality, reliable construction materials.

GLOBAL DISTRIBUTION NETWORK

SILK PLASTER distribution network comprises of over 100 boutiques within the country and abroad and over 900 trading partners in North and South America, Europe, Asia and Africa.

SUSTAINABILITY

One of SILK PLASTER's priorities is sustainability of manufactured products. Our decorative plaster is only made of natural components, and its quality is strictly controlled by international organizations. All materials are categorized as M1 and A1 or the highest grades indicating absence of harmful substances and emissions.

MATERIAL QUALITY AND RELIABILITY

SILK PLASTER materials are subject to a few stages of quality control. Their reliability is approved in compliance with CE (EN 15824) European standard.

About material

Decorative plaster MIXART.

A ready-to-use universal finishing material with an original texture and colour scheme has high performance properties:

- Increased wear resistance;
- Durability;
- Air permeability;
- Eco-friendliness.

Scope: decorative plaster MIXART is used to create a topcoat on internal and external surfaces: on walls in residential and non-residential premises, bathrooms; on the facades of buildings. The material is applied to surfaces prepared according to the instructions: concrete, gypsum, gypsum plasterboards, stone, cement, brick, chipboard and fibreboard.



Ease to apply



Quality



Eco-friendly material



Unique textures



Seamless coating



Increased wear resistance



Instructions

Surface preparation



1. Clean the base from dirt, wax, oils, grease and other contaminants. Smooth with plasters, fill cracks and small irregularities. The prepared substrate must be dry, even, clean, dust-free and solid white.



2. Treat the prepared surface with deep penetration primer. Dry according to the instructions.

3. Then treat the surface with a special MIXART adhesive primer in 1 layer. Dry according to the instructions. Apply decorative plaster after 24 hours.

⚠ We recommend tint the primer to a shade lighter than the selected plaster colour to avoid and reduce material consumption. When tinting, the amount of colorants should not exceed 5% by weight of the primer. We recommend choosing the SILK PLASTER branded colourant.

Application



4. Stir the MIXART thoroughly with a drill and mixer head at low speed before application.



5. Apply the plaster with a stainless steel trowel with rounded edges, in unidirectional movements, evenly and without gaps.

⚠ Plastering work on one separate surface must be carried out in a continuous way, using the "wet on wet" method.

⚠ If the surface is large, it is necessary to divide it into smaller areas with straight boundaries (lines) made with adhesive plaster tape.

Important: When applying, make sure the paint tools are clean.

⚠ To maintain the specified consumption, maintain a layer thickness of 1 mm over the entire surface.

Note. If the packages of material are from different batches and have colour differences, then during preparation it is necessary to mix plaster from different packages with each other in a 1:1 ratio. By mixing new material into the used container every time half of the material remains in the bucket.

⚠ Application with a layer of more than 2 mm is not allowed.



6. 20 minutes after application, smooth the material with a trapezoidal trowel.

⚠ The temperature of the air and the surface to be treated must be from + 5°C to + 35°C, the relative humidity of the air must be 65%.

⚠ To create a smooth surface, sand the material with P40-P80 emery paper after the applied plaster has completely dried (24 hours).

⚠ Sand it with light strokes, without strong pressure and effort.

7. In places with high humidity and high operating stress, cover the plaster with MIXART protective coating.

⚠ When wet cleaning, a temporary discolouration of the surface is possible, which will disappear after drying.

Mechanised application

For easy and quick application of MIXART decorative plaster, it is possible to use a cartouche (textured) pneumatic gun with a nozzle diameter of 4 mm.

Drying time

Free modelling time is up to 20 minutes, surface dry to the touch – after 12 hours, complete drying – after 24 hours at a temperature of 20°C and a relative humidity of 65%. At lower temperatures and at higher humidity, the drying time will increase. The final strength gain is in 5-7 days.



Mixart 039 (Decorative plaster)

Match items:



038

030

032





Mixart 039 (Universal Plaster
for External and Internal Surfaces)



Mixart 038 (Decorative plaster)

Match items:



039

025

030





Mixart 030 (Decorative plaster)

Match items:



022


038

039





Mixart 030 (Universal Plaster
for External and Internal Surfaces)



Mixart 021 (Decorative plaster)

Match items:



039

038

030






Mixart 032 (Decorative plaster)

Match items:
It is compatible with all articles.





Mixart 022 (Decorative plaster)

Match items:



030



025



023





Mixart 025 (Decorative plaster)

Match items:



023




032



038





Mixart 025 (Universal Plaster
for External and Internal Surfaces)



Mixart 023 (Decorative plaster)

Match items:




025

022

032





Mixart 023 (Universal Plaster
for External and Internal Surfaces)

**SILK
PLASTER®**

Manufacturer: "SILK PLASTER GROUP"
+371 660 65 710, +371 207 77 800
eu@silkplaster.eu
www.silkplaster.eu

